



' vol. 1 **SOFAS AND SEATING SYSTEMS**

SOFAS and SEATING ELEMENTS for COMPOSITIONS

Injected flame-retardant polyurethane foam and polyester fiberfill over internal steel frame. Feet are steel with powder coat finish. Polypropylene glides. Cushions in polyurethane foam in varied densities and polyester fiberfill.

Bold collection covers are removable.

' vol.1 **CANAPÉS ET SYSTÈMES DE SIÈGES**

CANAPÉS et ÉLÉMENTS D'ASSISE pour COMPOSITIONS

*Mousse ignifugée injectée à froid et fibre polyester avec structure interne en acier.
Pieds en acier laqué par poudrage.
Patins en polypropylène.
Les coussins sont en mousse de polyuréthane à densité variable et fibre polyester.*

La collection Bold est déhoussable.

Design **Patricia Urquiola - 2015**



Recommended fabric hangers

Liasses de tissus conseillées

121-Uniform
123-Units 4 River
134-Otto
119-Units 2 Medina
125- Haakon
128- Pilot

Feet colors - Couleurs pieds



RAL 7006
mud

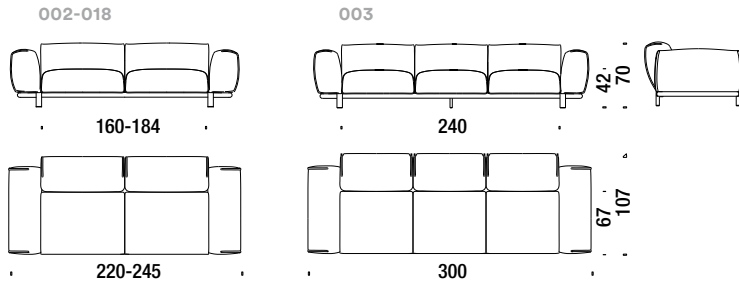


RAL 3009
oxidored

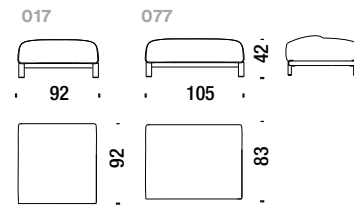


RAL 7016
anthracite

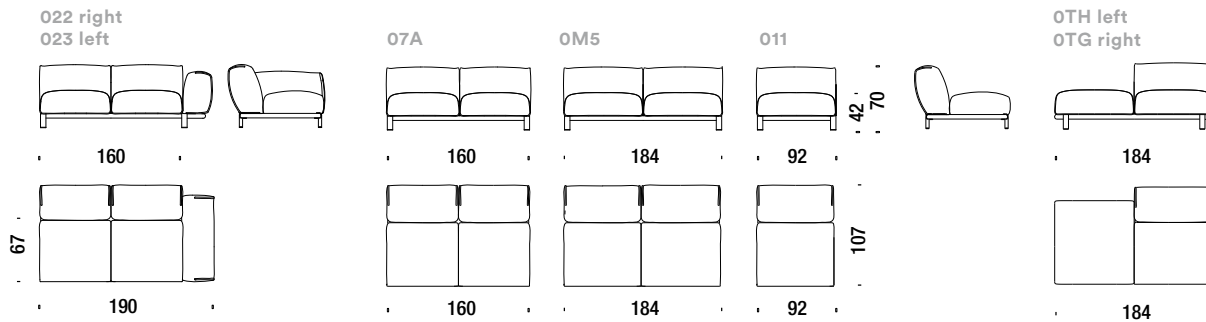
Sofa



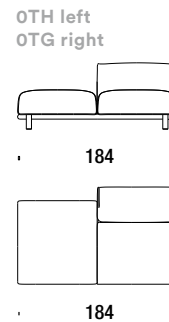
Ottoman



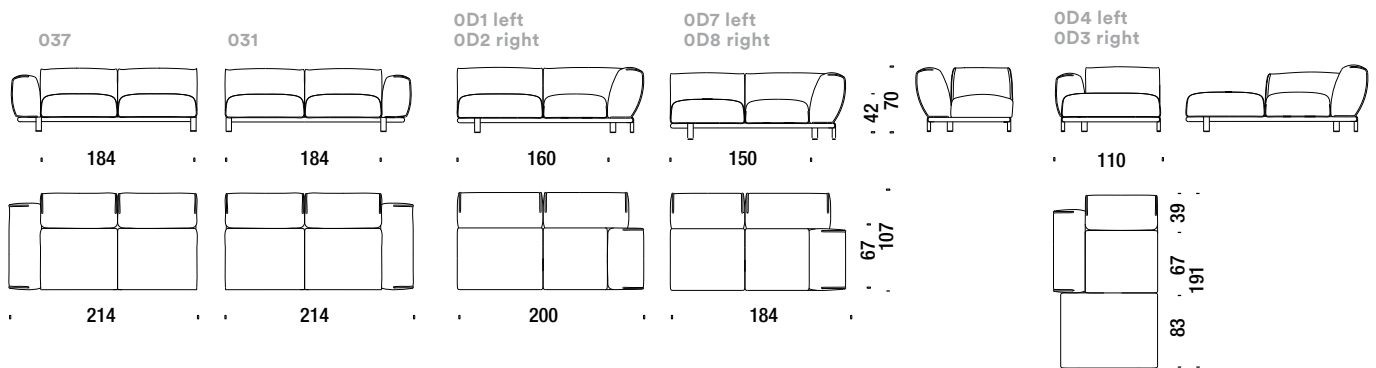
Elements



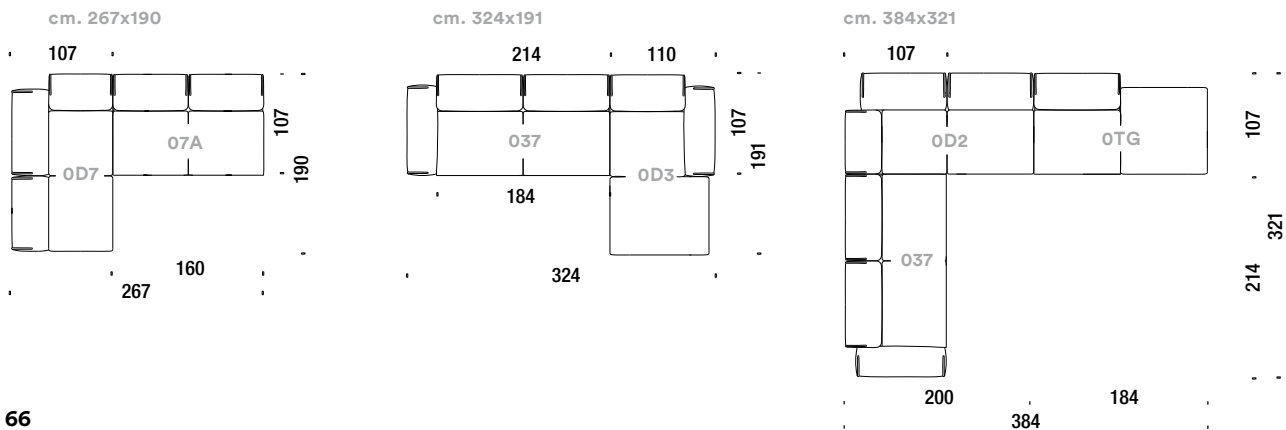
Peninsula



Chaise longue



Example of composition

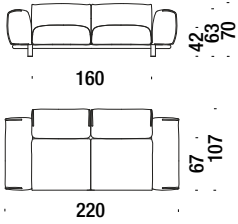


2 seater sofa

Canapé 2 places

002

12,3 mt. ★ 23,5 m² 2 m³ 92 Kg



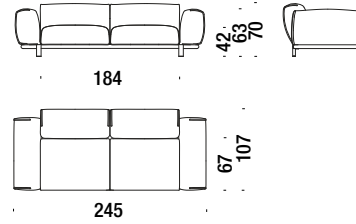
€ €
H _____
Q _____
S _____
W _____
Y _____
T _____
Z _____

2 seater sofa major

Canapé 2 places major

018

12,8 mt. ★ 24,2 m² 2,2 m³ 102 Kg



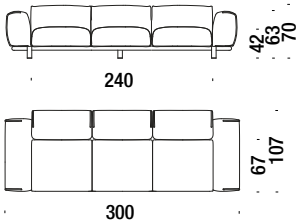
€ €
H _____
Q _____
S _____
W _____
Y _____
T _____
Z _____

3 seater sofa

Canapé 3 places

003

16,1 mt. ★ 30,5 m² 2,8 m³ 120 Kg



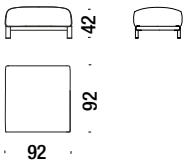
€ €
H _____
Q _____
S _____
W _____
Y _____
T _____
Z _____

Stool 92x92

Pouf 92x92

017

4 mt. ★ 7,5 m² 0,4 m³ 34 Kg



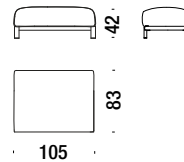
€ €
H _____
Q _____
S _____
W _____
Y _____
T _____
Z _____

Stool large 105x83

Pouf grand 105x83

077

4,2 mt. ★ 7,9 m² 0,5 m³ 40 Kg



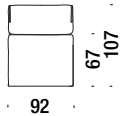
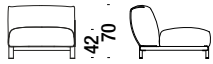
€ €
H _____
Q _____
S _____
W _____
Y _____
T _____
Z _____

1 seater element

Elément central

011

6 mt. ★ 11,3 m² 0,9 m³ 50 Kg



€ €

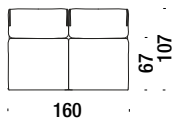
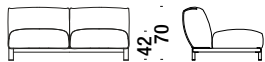
H _____
Q _____
S _____
W _____
Y _____
T _____
Z _____

2 seater element

Elément central 2 places

07A

9 mt. ★ 17,2 m² 1,5 m³ 60 Kg



€ €

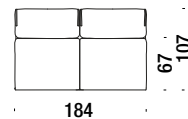
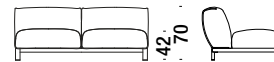
H _____
Q _____
S _____
W _____
Y _____
T _____
Z _____

2 seater element major

Elément central major 2 places

0M5

9,5 mt. ★ 18 m² 1,7 m³ 70 Kg



€ €

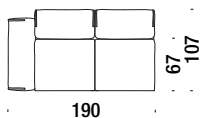
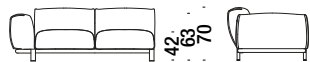
H _____
Q _____
S _____
W _____
Y _____
T _____
Z _____

Lateral 2 seat unit left

Elément latérale 2 places gauche

023

10,7 mt. ★ 20,2 m² 1,8 m³ 70 Kg



€ €

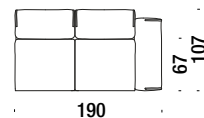
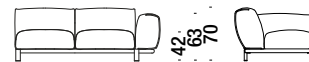
H _____
Q _____
S _____
W _____
Y _____
T _____
Z _____

Lateral 2 seat unit right

Elément latérale 2 places droit

022

10,7 mt. ★ 20,2 m² 1,8 m³ 70 Kg



€ €

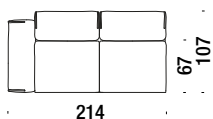
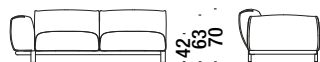
H _____
Q _____
S _____
W _____
Y _____
T _____
Z _____

Lateral 2 seat unit major left

Elém.2 places latérale major gauche

037

11,2 mt. ★ 21,1 m² 2 m³ 80 Kg



€ €

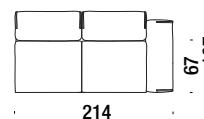
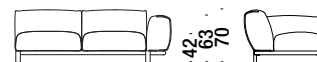
H _____
Q _____
S _____
W _____
Y _____
T _____
Z _____

Lateral 2 seat unit major right

Elém.2 places latérale major droit

031

11,2 mt. ★ 21,1 m² 2 m³ 80 Kg



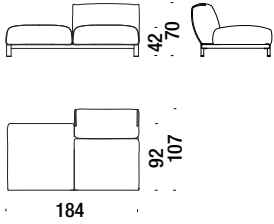
€ €

H _____
Q _____
S _____
W _____
Y _____
T _____
Z _____

Lateral 2 seat left peninsula

Latérale péninsule gauche

8,6 mt. ★ 16 m² 1,7 m³ 65 Kg



OTH

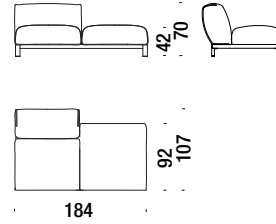
€ €

H _____
Q _____
S _____
W _____
Y _____
T _____
Z _____

Lateral 2 seat right peninsula

Latérale péninsule droite

8,6 mt. ★ 16 m² 1,7 m³ 65 Kg



OTG

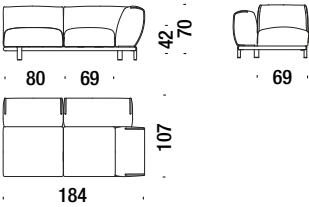
€ €

H _____
Q _____
S _____
W _____
Y _____
T _____
Z _____

Left short corner 2 seat

Angle court gauche 2 places

10,7 mt. ★ 20,2 m² 1,7 m³ 70 Kg



OD7

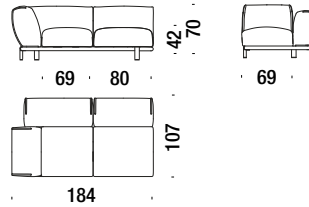
€ €

H _____
Q _____
S _____
W _____
Y _____
T _____
Z _____

Right short corner 2 seat

Angle court droit 2 places

10,7 mt. ★ 20,2 m² 1,7 m³ 70 Kg



OD8

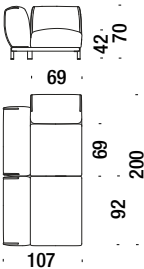
€ €

H _____
Q _____
S _____
W _____
Y _____
T _____
Z _____

Left corner 2 seat

Angle 2 places gauche

11,3 mt. ★ 21,1 m² 1,8 m³ 80 Kg



OD1

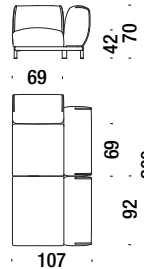
€ €

H _____
Q _____
S _____
W _____
Y _____
T _____
Z _____

Right corner 2 seat

Angle 2 places droit

11,3 mt. ★ 21,1 m² 1,8 m³ 80 Kg



OD2

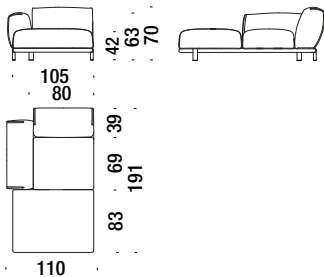
€ €

H _____
Q _____
S _____
W _____
Y _____
T _____
Z _____

Chaise Longue left

Chaise Longue gauche

9,9 mt. ★ 18,8 m² 1,7 m³ 75 Kg



OD4

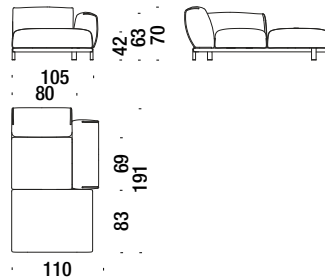
€ €

H _____
Q _____
S _____
W _____
Y _____
T _____
Z _____

Chaise Longue right

Chaise Longue droit

9,9 mt. ★ 18,8 m² 1,7 m³ 75 Kg



OD3

€ €

H _____
Q _____
S _____
W _____
Y _____
T _____
Z _____