

L-Sofa

Design Jérôme Gauthier 2013



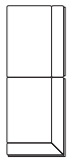

marelli

L-SOFA sofas 9LF207 cm 260x78x70h in Gabriel fabric cat. B art. Atlantic col. 61078 with natural oak panels, OPM6 RAL 9017 black painted metal base and cushions 9RL112 cm 63x33 in fabric cat. B art. Atlantic col. 61163. **PIVOT** swivel armchairs 9PIV101 cm 55.5x54x80h with natural oak structure and seat and back in fabric cat. B art. Atlantic col. 60063 and 61163 and **PIVOT** tables 7PIV101 ø cm 60x43/61 and 7PIV102 ø 78x43/78h in natural oak.



L-SOFA composition cm 220x280 and small cushions 9RL112 cm 63x33 in Kvadrat fabric cat.G art. Field col. 242 with natural oak panels and OPM2 matt brushed metal bases. **L-SOFA** table 7LF102 cm 108x108x23h with OPM2 matt brushed metal base and natural oak top.

9LF202




9LF204



L-SOFA sofa 9LF207 cm 260x78x70h in Gabriel fabric cat. B art. Atlantic col. 61078 with natural oak panels and OPM6 RAL 9017 black painted metal base.





L-SOFA element 9LF208 cm 276x78x70h in fabric cat. H art. Steelcut Trio col. 453 with natural oak top and OPM6 RAL 9017 black painted metal bases. Belux Lamp 9SS805 and Schulte Evoline sockets 9SS802.

9LF208



L-SOFA sofa 9LF202 cm 220x78x70h in Kvadrat fabric cat. H art. Tonus col. 613 with RAL 7003 painted oak panels and OPM2 matt brushed metal bases.





***L-SOFA** armchair 9LF102 cm 128x78x70h in leather cat. Super art. Dollaro col. 7110 with RAL 7016 painted oak panels and OPM2 matt brushed metal base.*



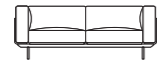
L-Sofa

Design **Jérôme Gauthier** 2013

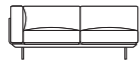
Sofas



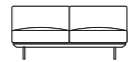
9LF101
L112 P78 H70



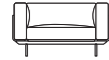
9LF201
L188 P78 H70



9LF203
L170 P78 H70



9LF205
L152 P78 H70



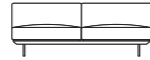
9LF102
L128 P78 H70



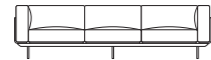
9LF202
L220 P78 H70



9LF204
L202 P78 H70



9LF206
L184 P78 H70



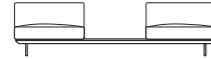
9LF207
L260 P78 H70



9LF103
L110 P78 H70



9LF104
L92 P78 H70



9LF208
L276 P78 H70



9LF107
L94 P78 H70



9LF108
L76 P78 H70

Modular elements

Pouf and accessories



9LF105
L92 P92 H42



9LF106
L108 P108 H42

Cuscinetto in piuma
senza fascia
Feather cushion
without band



9RL112
L63 H33

Top in legno
Wood Top



7LF101
L92 P92 H23



7LF102
L108 P108 H23

18 78
60



| | Cherry Stained Oak | Wengé Stained Oak | Walnut Stained Oak | Natural Oak | Black Stained Oak | Cherry Milano Stained Oak | Tobacco Stained Oak | Grey taupe Stained Oak | Whitened Oak | Charcoal Stained Oak | Mahogany Stained Oak |
|------------------------|------------------------------------|------------------------------|------------------------------|----------------------------------|-----------------------------|---------------------------|----------------------------|--------------------------------------|--------------|----------------------|----------------------|
| Code | OPR1 | OPR2 | OPR3 | OPR4 | OPR5 | OPR6 | OPR8 | OPR9 | OPR10 | OPR11 | OPR12 |
| Wooden Panels | ● | ● | ● | ● | ● | ● | ● | ● | ● | ● | ● |
| Wooden Panels | Oak Painted in Ral Classic colours | | | | | | | | | | |
| Code | RAL 9017 black painted metal | RAL 9016 White painted metal | Classic bronze painted metal | RAL 9006 Aluminium painted metal | | | | | | | |
| Standard base finishes | ● | ● | ● | ● | | | | | | | |
| Code | Shiny chrome metal | Brushed matt chrome metal | Brushed matt dark grey metal | Brushed copper metal | Brushed antique brass metal | Shiny black chrome metal | Brushed antique gold metal | Metal painted in RAL Classic Colours | | | |
| Optional base finishes | ● | ● | ● | ● | ● | ● | ● | ● | ● | ● | ● |

L-Sofa

Design **Jérôme Gauthier** 2013

Sofa conception



L-Sofa

Design **Jérôme Gauthier** 2013

Struttura portante costituita da due tubolari di metallo cm 4 x 3. Piede in metallo diametro cm 2,5. Pannelli in multistrato impiallacciato rovere, spessore 2,1 cm. Cuscini in poliuretano espanso a quote differenziate, rivestito in dacron 100 gr: sedile T.40RC (kPa5); schienale PF30 (kPa4,3), PF30M (kPa 3,5), T.30HR (kPa 1,5); braccioli PF30 (kPa 4,3), T.30HR (kPa 1,5). Il rivestimento è sempre fisso.

Structure portante constituée de deux tubes en métal de 4 x 3 cm. Pied en métal diamètre 2,5 cm. Panneaux en multiplis plaqués chêne, épaisseur 2,1 cm. Coussins en mousse polyuréthane de différentes densités, revêtue de dacron 100 g: assise T.40RC (kPa5); dossier PF30 (kPa4,3), PF30M (kPa 3,5), T.30HR (kPa 1,5); accoudoirs PF30 (kPa 4,3), T.30HR (kPa 1,5). Le revêtement est toujours fixe.

Frame made of two metal tubes cm 4 x 3. Metal leg diameter cm 2.5. Multiply oak veneer panels, 2.1 cm thick. Cushions made of polyurethane foam in different densities, covered with dacron 100 gr: seat T.40RC (kPa5); back PF30 (kPa4,3), PF30M (kPa 3,5), T.30HR (kPa 1,5); armrests PF30 (kPa 4,3), T.30HR (kPa 1,5). Covers are always fixed.

De dragende structuur bestaat uit twee metalen buizen van 4 x 3 cm. Metalen poot diameter 2,5 cm. Multiplex-panelen eik gefineerd, dikte 2,1 cm. Kussens in koudschuim van verschillende densiteit, afgewerkt met dacron 100 g: zit T.40RC (kPa5); rug PF30 (kPa4,3), PF30M (kPa 3,5), T.30HR (kPa 1,5); armleuningen PF30 (kPa 4,3), T.30HR (kPa 1,5). De bekleding is altijd vast.

Gestellkonstruktion mit 2 Querträgern 4-Kantrohr 4 x 3 cm, Metallfüsse mit Durchmesser 2,5 cm. Rücken- und Armlehnelemente aus Schichtholz Eiche furniert, Dicke 2,1 cm. Kissen aus Polyurethanschaumstoff in unterschiedlichen Dichten, mit Dacron 100 gr ummantelt: Sitzkissen T.40RC (kPa5); Rückenkissen PF30 (kPa4,3), PF30M (kPa 3,5), T.30HR (kPa 1,5); Armlehnkissen PF30 (kPa 4,3), T.30HR (kPa 1,5). L-Sofa ist immer fix bezogen.

Несущий каркас образован двумя металлическими планками, размер в сечении 4 x 3см. Металлические ножки диаметром 2,5см. Панели из многослойной фанеры, отделанной шпоном дуба, толщина панели 2,1см. Наполнение подушек: вспененный полиуретан с участками различной плотности в чехле из дакрона весом 100гр. Подушка сиденья T.40RC (kPa5); подушка спинки schienale PF30 (kPa4,3), PF30M (kPa 3,5), T.30HR (kPa 1,5); подлокотники PF30 (kPa 4,3), T.30HR (kPa 1,5). Чехлы несъемные.